

LEGEND

- Proposed Substation Site
- Proposed Tower 2009 (Centrepoint)
- Proposed 400kV Overhead Line 2009 (Centreline)
- Proposed Tower 2013 (Centrepoint) (With Tower Number)
- Proposed 400kV Overhead Line 2013 (Centreline)

Note: The proposed towers and overhead lines are represented on this drawing as centrepoints and centrelines respectively and are therefore not shown to scale.

This material is based upon Crown Copyright and is reproduced with the permission of Land & Property Services under delegated authority from the Controller of Her Majesty's Stationery Office, © Crown Copyright & database rights FLA213. Unauthorised reproduction infringes © Crown Copyright and may lead to prosecution or civil proceedings.

Client: 

Project: TYRONE TO CAVAN INTERCONNECTOR CONSOLIDATED ES

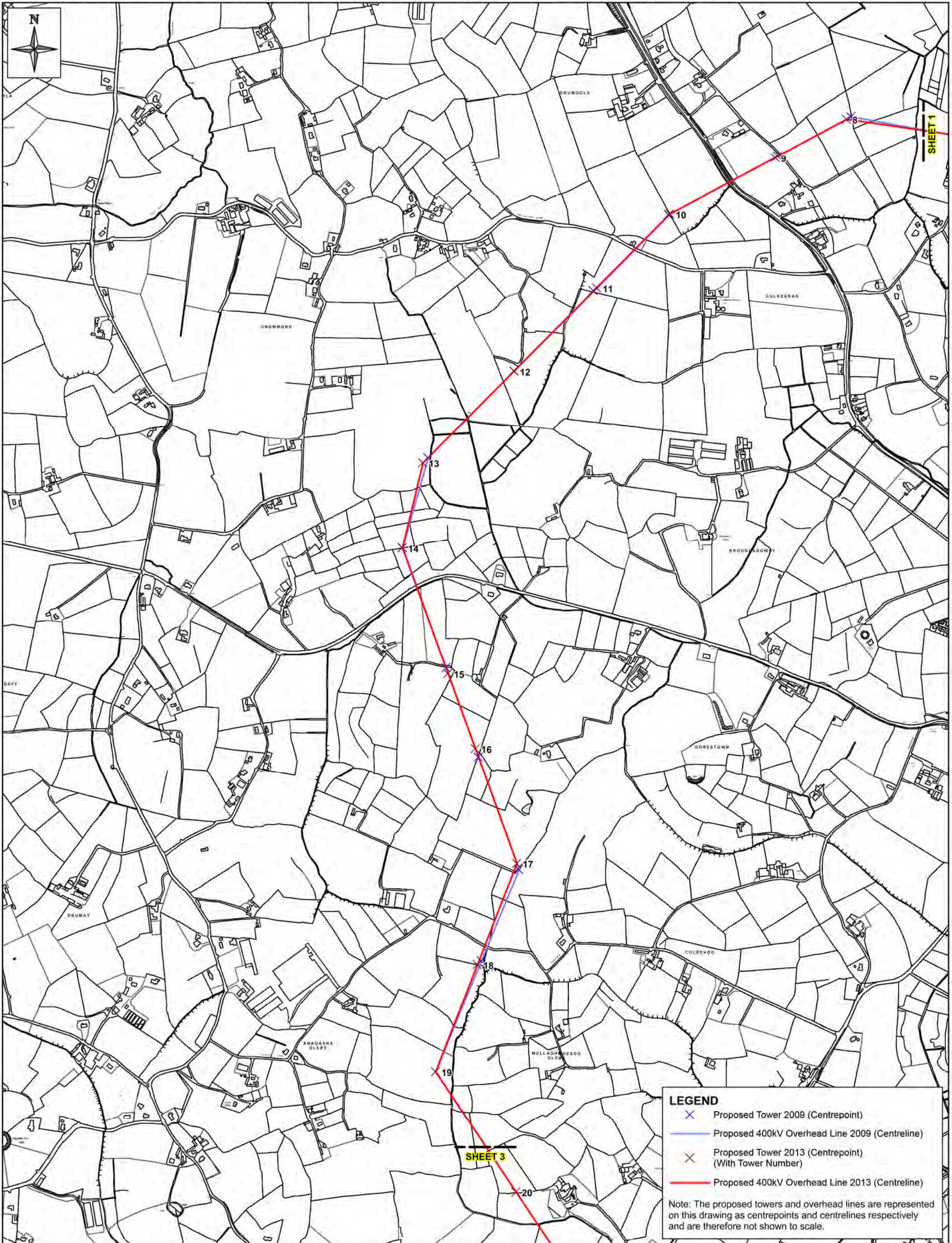
Title: **FIGURE 4.6:
2009 & 2013 OVERHEAD LINE
ROUTE COMPARISON
(SHEET 1 OF 10)**

AECOM

9th Floor
The Clarence West Building
2 Clarence Street West
BELFAST, BT2 7GP

Tel: +44 (0) 28 9060 7200
Fax: +44 (0) 28 9060 7399
www.aecom.com

Design: GB	Drawn: GB
Chk'd: FL	App'd: FL
Date: 30/05/2013	Scale: 1:10,000 @ A3
No: 60032220/3528/4.6/1	




This material is based upon Crown Copyright and is reproduced with the permission of Land & Property Services under delegated authority from the Controller of Her Majesty's Stationery Office, © Crown Copyright & database rights FLA213. Unauthorised reproduction infringes © Crown Copyright and may lead to prosecution or civil proceedings.

Client: 

Project: TYRONE TO CAVAN INTERCONNECTOR CONSOLIDATED ES

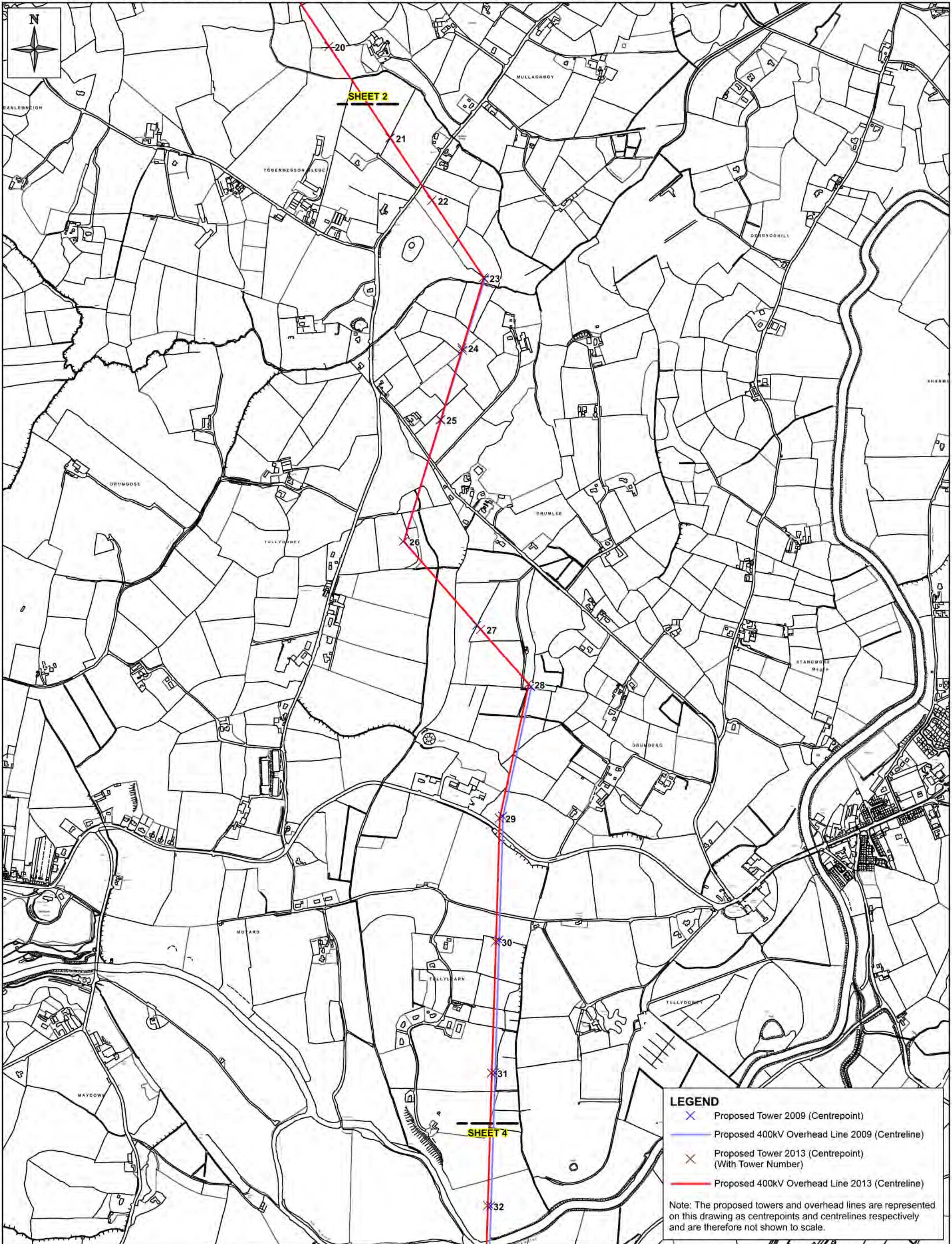
Title: **FIGURE 4.6:
2009 & 2013 OVERHEAD LINE
ROUTE COMPARISON
(SHEET 2 OF 10)**



9th Floor
The Clarence West Building
2 Clarence Street West
BELFAST, BT2 7GP

Tel: +44 (0) 28 9060 7200
Fax: +44 (0) 28 9060 7399
www.aecom.com

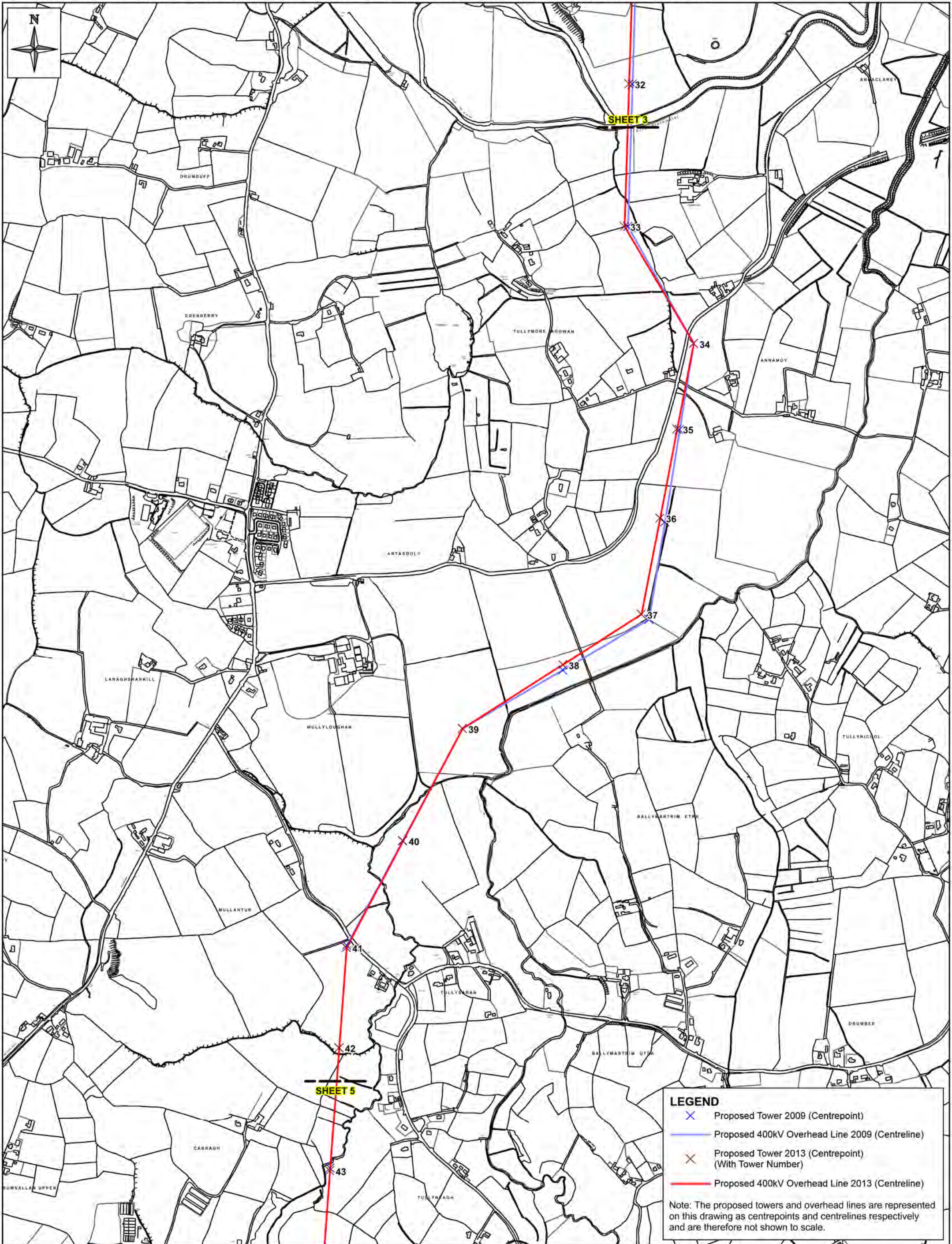
Design: GB	Drawn: GB
Chk'd: FL	App'd: FL
Date: 30/05/2013	Scale: 1:10,000 @ A3
No: 60032220/3528/4.6/2	



LEGEND

- X Proposed Tower 2009 (Centrepoint)
- Proposed 400kV Overhead Line 2009 (Centreline)
- X Proposed Tower 2013 (Centrepoint) (With Tower Number)
- Proposed 400kV Overhead Line 2013 (Centreline)

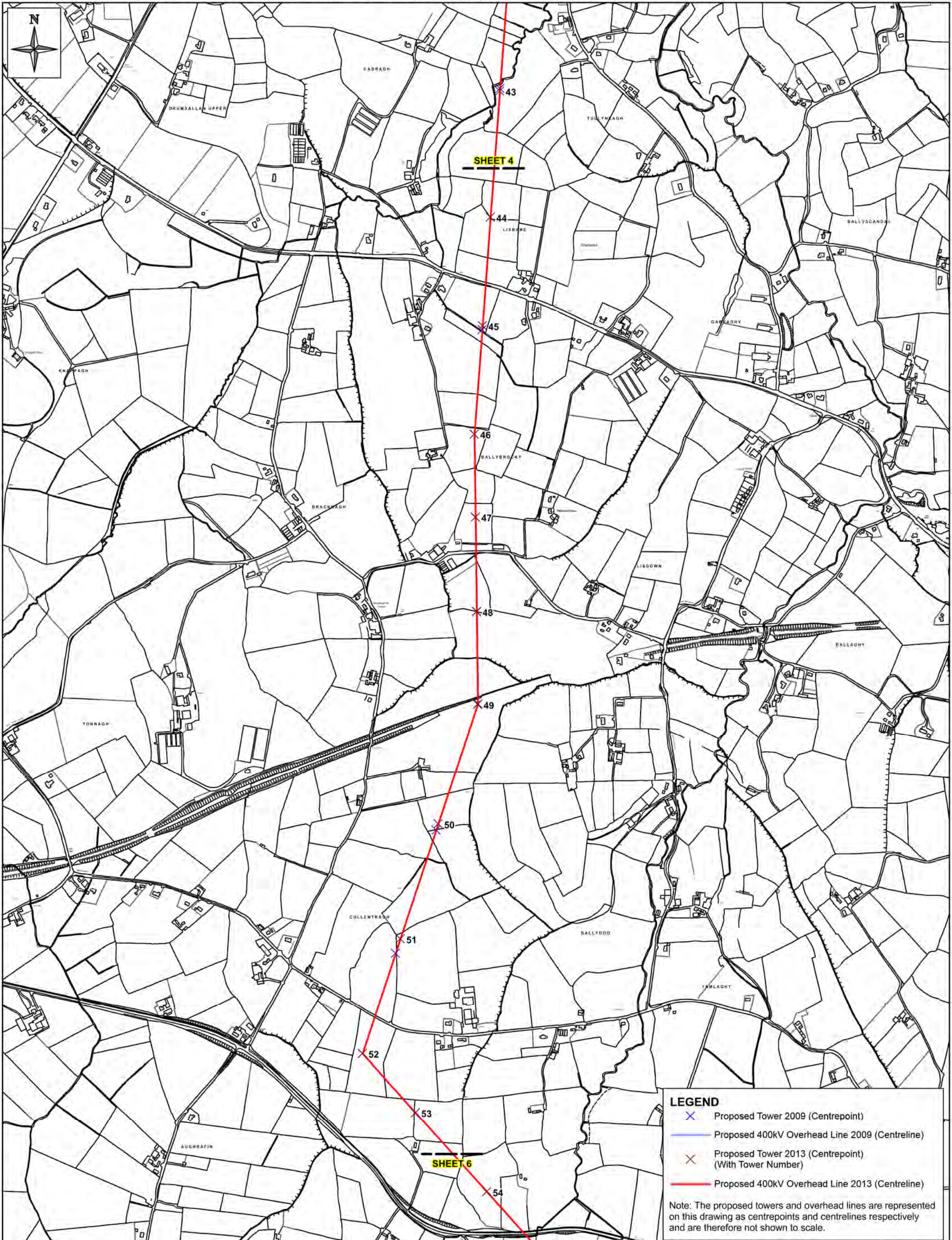
Note: The proposed towers and overhead lines are represented on this drawing as centrepoints and centrelines respectively and are therefore not shown to scale.



LEGEND

- ✕ Proposed Tower 2009 (Centrepoint)
- Proposed 400kV Overhead Line 2009 (Centreline)
- ✕ Proposed Tower 2013 (Centrepoint) (With Tower Number)
- Proposed 400kV Overhead Line 2013 (Centreline)

Note: The proposed towers and overhead lines are represented on this drawing as centrepoints and centrelines respectively and are therefore not shown to scale.



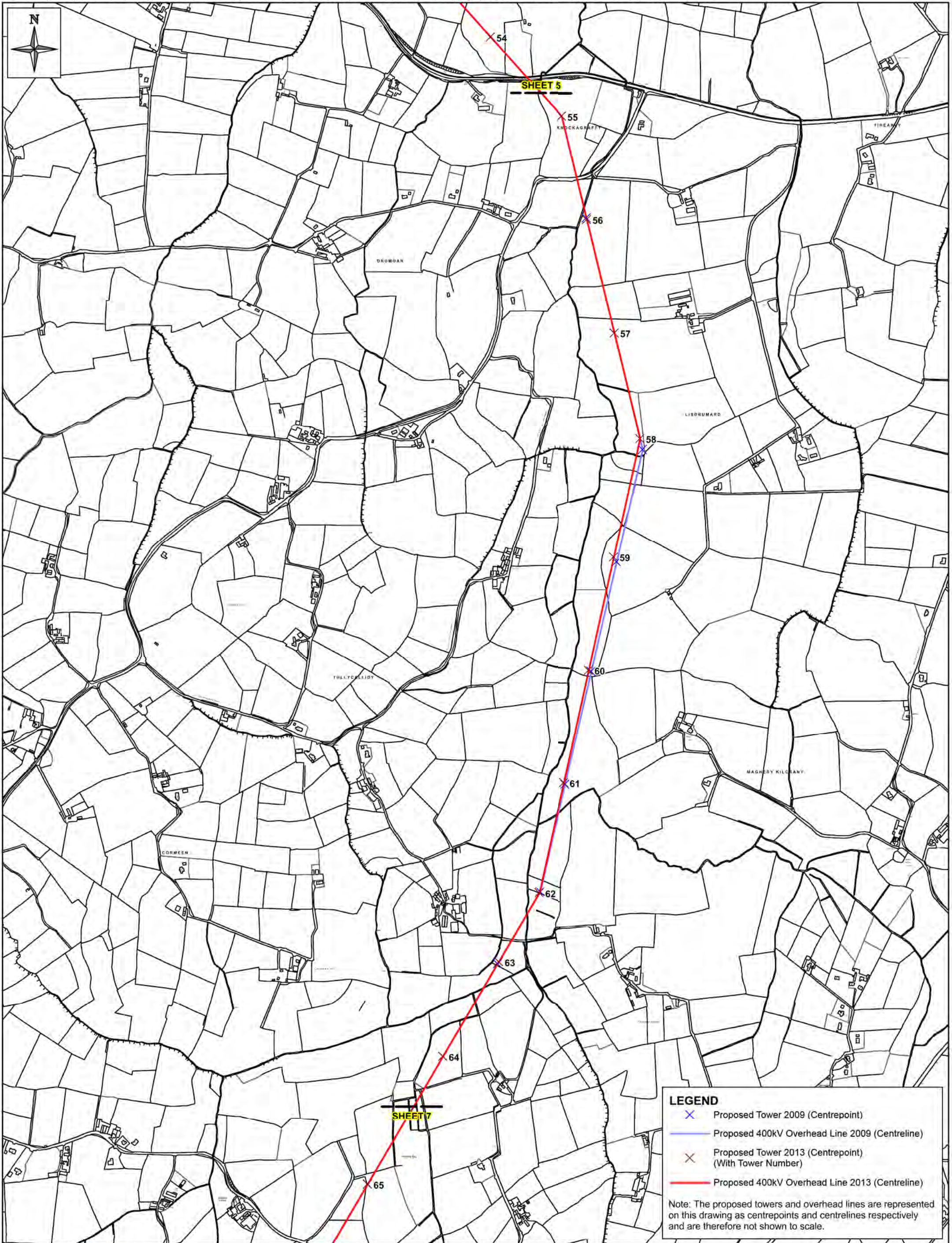
This material is based upon Crown Copyright and is reproduced with the permission of Land & Property Services under delegated authority from the Controller of Her Majesty's Stationery Office, © Crown Copyright & database rights: FLA213. Unauthorised reproduction infringes © Crown Copyright and may lead to prosecution or civil proceedings.

Client: 
 Project: TYRONE TO CAVAN INTERCONNECTOR CONSOLIDATED ES

Title: **FIGURE 4.6:
 2009 & 2013 OVERHEAD LINE
 ROUTE COMPARISON
 (SHEET 5 OF 10)**

AECOM
 9th Floor
 The Clarence West Building
 2 Clarence Street West
 BELFAST, BT2 7GP
 Tel: +44 (0) 28 9060 7200
 Fax: +44 (0) 28 9060 7399
 www.aecom.com

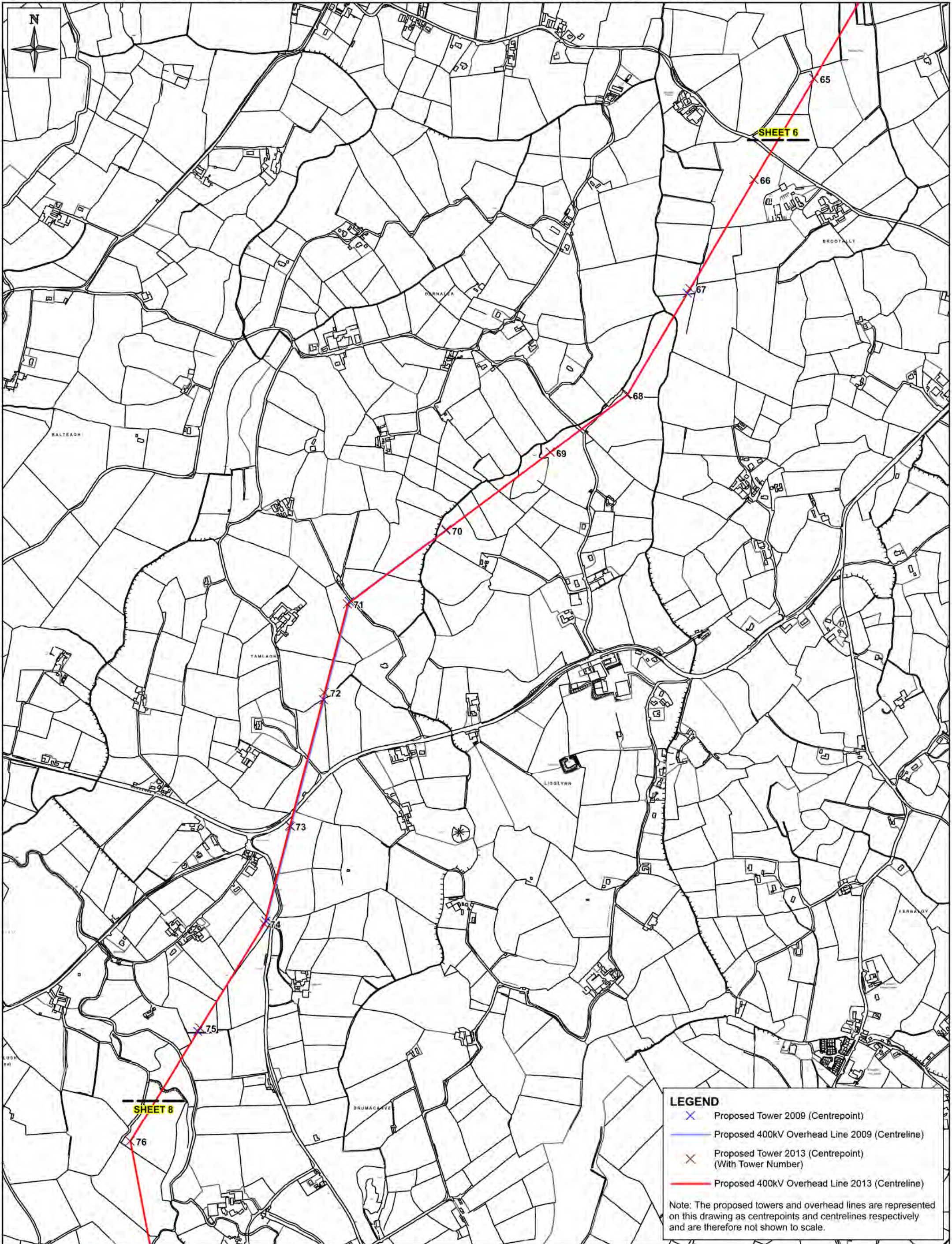
Design: GB	Drawn: GB
Chk'd: FL	App'd: FL
Date: 30/05/2013	Scale: 1:10,000 @ A3
No: 60032220/3528/4.6/5	



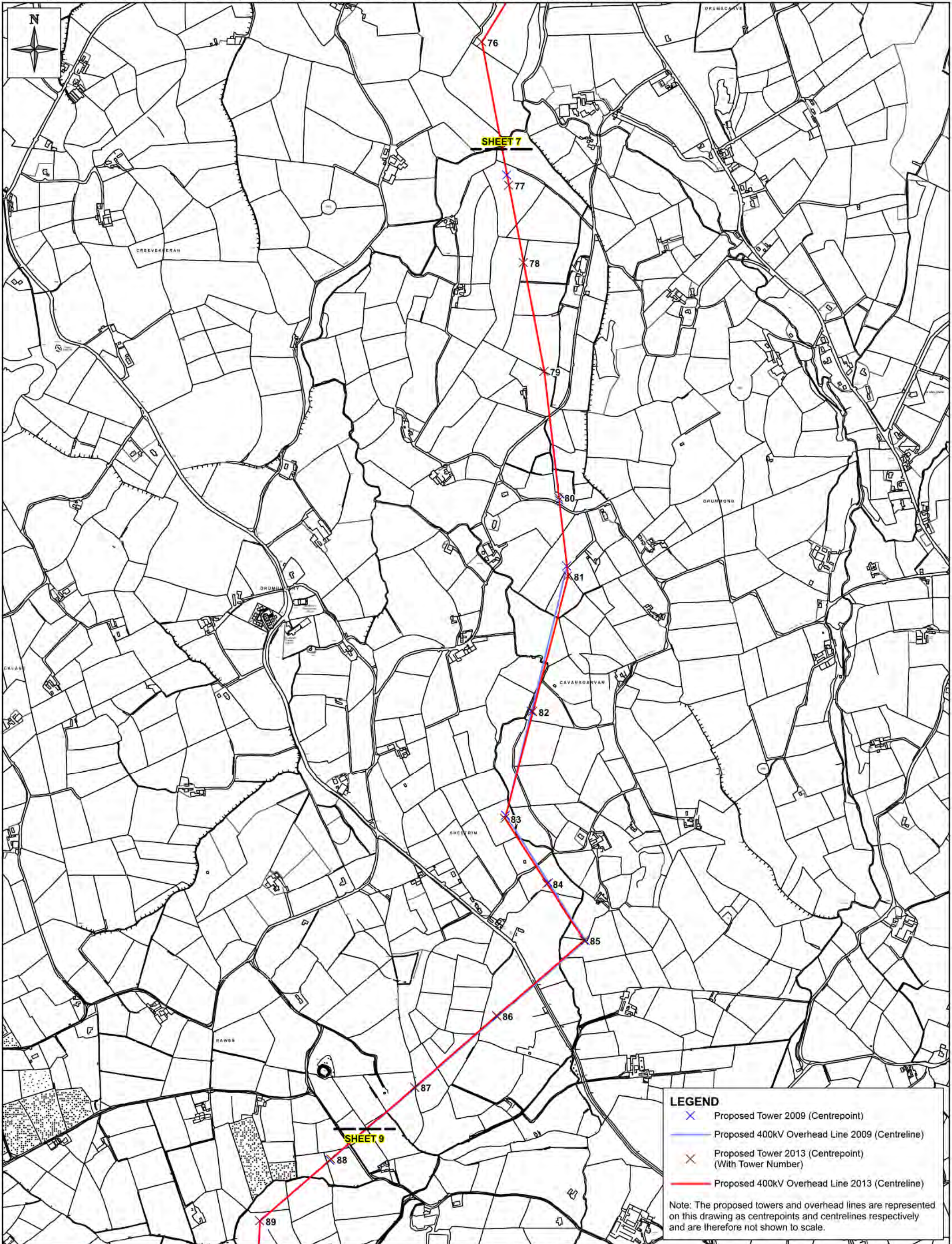
LEGEND

- X Proposed Tower 2009 (Centrepoint)
- Proposed 400kV Overhead Line 2009 (Centreline)
- X Proposed Tower 2013 (Centrepoint) (With Tower Number)
- Proposed 400kV Overhead Line 2013 (Centreline)

Note: The proposed towers and overhead lines are represented on this drawing as centrepoints and centrelines respectively and are therefore not shown to scale.



<p>This material is based upon Crown Copyright and is reproduced with the permission of Land & Property Services under delegated authority from the Controller of Her Majesty's Stationery Office, © Crown Copyright & database rights: FLA213. Unauthorised reproduction infringes © Crown Copyright and may lead to prosecution or civil proceedings.</p>		<p>Client: </p>		<p>Title: FIGURE 4.6: 2009 & 2013 OVERHEAD LINE ROUTE COMPARISON (SHEET 7 OF 10)</p>		<p>AECOM</p>		<p>Design: GB</p>	<p>Drawn: GB</p>
<p>Project: TYRONE TO CAVAN INTERCONNECTOR CONSOLIDATED ES</p>		<p>9th Floor The Clarence West Building 2 Clarence Street West BELFAST, BT2 7GP</p>		<p>Tel: +44 (0) 28 9060 7200 Fax: +44 (0) 28 9060 7399 www.aecom.com</p>		<p>Chk'd: FL</p>	<p>App'd: FL</p>	<p>Date: 30/05/2013</p>	<p>Scale: 1:10,000 @ A3</p>
						<p>No: 60032220/3528/4.6/7</p>			




This material is based upon Crown Copyright and is reproduced with the permission of Land & Property Services under delegated authority from the Controller of Her Majesty's Stationery Office, © Crown Copyright & database rights FLA213. Unauthorised reproduction infringes © Crown Copyright and may lead to prosecution or civil proceedings.

Client: 

Project: TYRONE TO CAVAN INTERCONNECTOR CONSOLIDATED ES

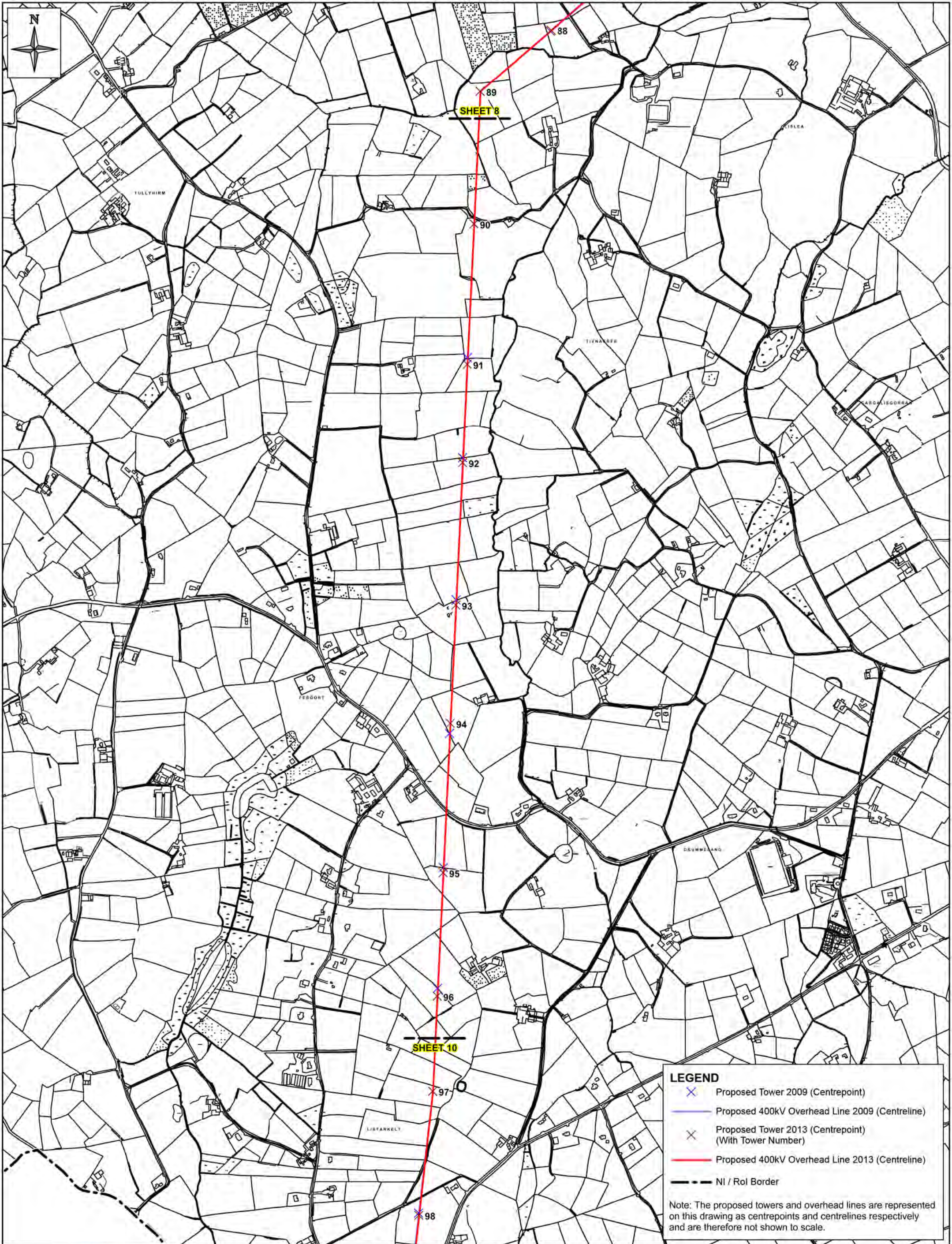
Title: **FIGURE 4.6:
2009 & 2013 OVERHEAD LINE
ROUTE COMPARISON
(SHEET 8 OF 10)**



9th Floor
The Clarence West Building
2 Clarence Street West
BELFAST, BT2 7GP

Tel: +44 (0) 28 9060 7200
Fax: +44 (0) 28 9060 7399
www.aecom.com

Design: GB	Drawn: GB
Chk'd: FL	App'd: FL
Date: 30/05/2013	Scale: 1:10,000 @ A3
No: 60032220/3528/4.6/8	



LEGEND

- Proposed Tower 2009 (Centrepoint)
- Proposed 400kV Overhead Line 2009 (Centreline)
- Proposed Tower 2013 (Centrepoint) (With Tower Number)
- Proposed 400kV Overhead Line 2013 (Centreline)
- NI / RoI Border

Note: The proposed towers and overhead lines are represented on this drawing as centrepoints and centrelines respectively and are therefore not shown to scale.

This material is based upon Crown Copyright and is reproduced with the permission of Land & Property Services under delegated authority from the Controller of Her Majesty's Stationery Office, © Crown Copyright & database rights FLA213. Unauthorised reproduction infringes © Crown Copyright and may lead to prosecution or civil proceedings.

Client: Northern Ireland Electricity

Project: TYRONE TO CAVAN INTERCONNECTOR CONSOLIDATED ES

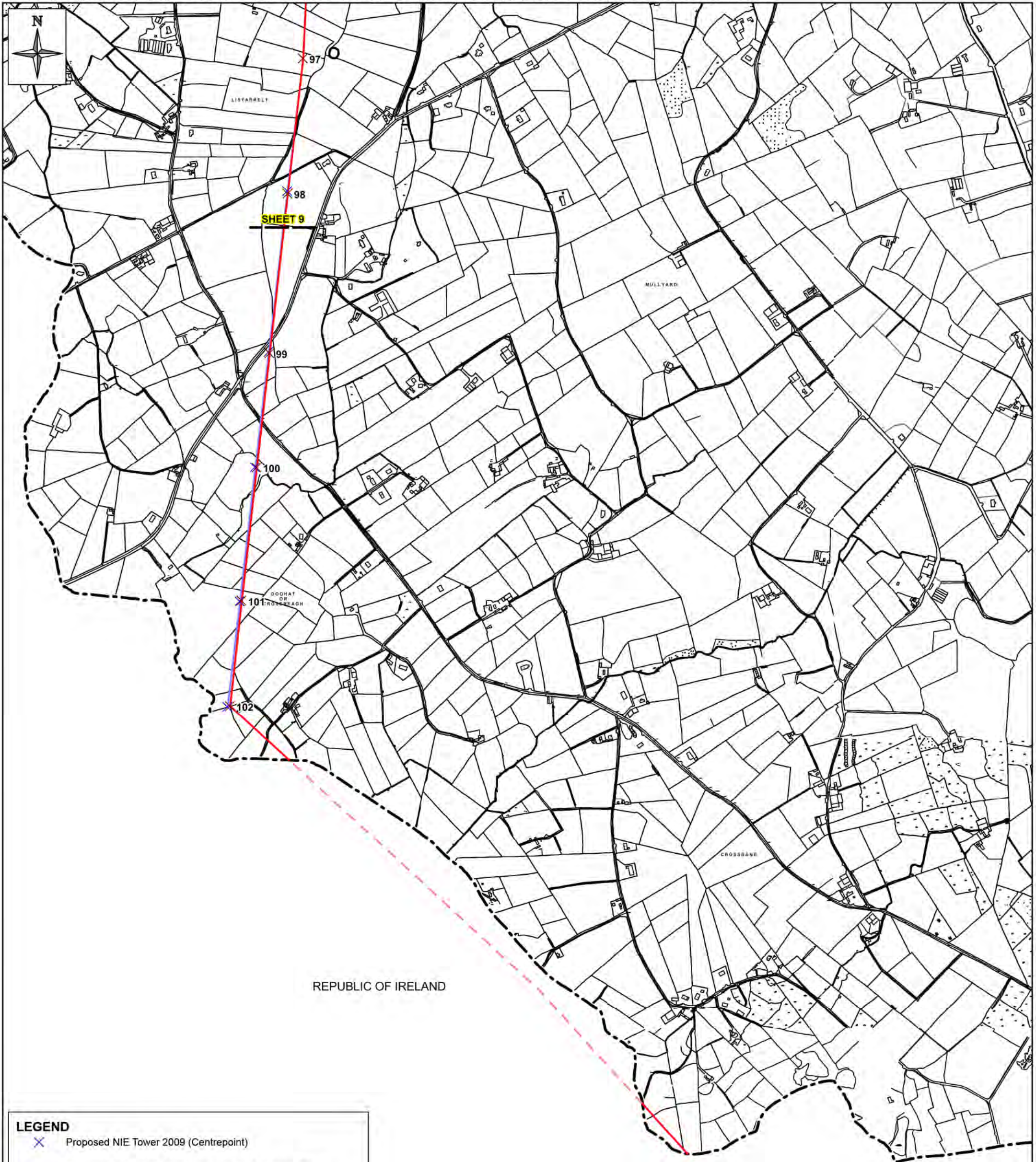
Title: **FIGURE 4.6:
2009 & 2013 OVERHEAD LINE
ROUTE COMPARISON
(SHEET 9 OF 10)**

AECOM

9th Floor
The Clarence West Building
2 Clarence Street West
BELFAST, BT2 7GP

Tel: +44 (0) 28 9060 7200
Fax: +44 (0) 28 9060 7399
www.aecom.com

Design: GB	Drawn: GB
Chk'd: FL	App'd: FL
Date: 30/05/2013	Scale: 1:10,000 @ A3
No: 60032220/3528/4.6/9	



LEGEND

- Proposed NIE Tower 2009 (Centrepoint)
- Proposed NIE 400kV Overhead Line 2009 (Centreline)
- Proposed Tower 2013 (Centrepoint) (With Tower Number)
- Proposed NIE 400kV Overhead Line 2013 (Centreline)
- Indicative EirGrid 400kV Overhead Line 2009/2013 (Centreline)
- NI / ROI Border

Note: The proposed towers and overhead lines are represented on this drawing as centrepoints and centrelines respectively and are therefore not shown to scale.

<p>This material is based upon Crown Copyright and is reproduced with the permission of Land & Property Services under delegated authority from the Controller of Her Majesty's Stationery Office, © Crown Copyright & database rights: FLA213. Unauthorised reproduction infringes © Crown Copyright and may lead to prosecution or civil proceedings.</p>				
<p>Client: </p>	<p>Title: FIGURE 4.6: 2009 & 2013 OVERHEAD LINE ROUTE COMPARISON (SHEET 10 OF 10)</p>	<p>AECOM</p> <p>9th Floor The Clarence West Building 2 Clarence Street West BELFAST, BT2 7GP</p> <p>Tel: +44 (0) 28 9060 7200 Fax: +44 (0) 28 9060 7399 www.aecom.com</p>	<p>Design: GB Chk'd: FL Date: 30/05/2013</p>	<p>Drawn: GB App'd: FL Scale: 1:10,000 @ A3</p>
<p>Project: TYRONE TO CAVAN INTERCONNECTOR CONSOLIDATED ES</p>	<p>No: 60032220/3528/4.6/10</p>			